

CREDIT OPPORTUNITIES FUND

APRIL • 2022



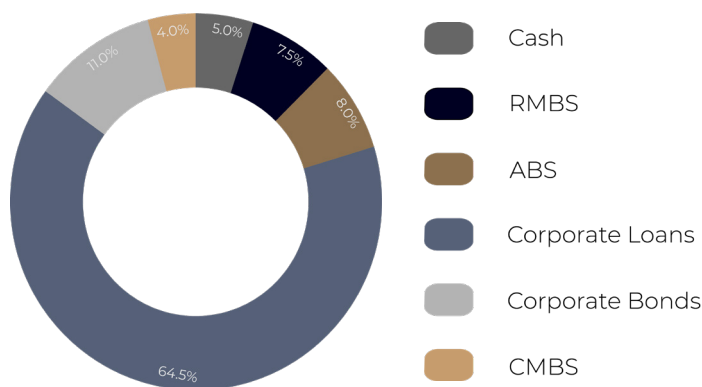
Alexander
Funds

PERFORMANCE

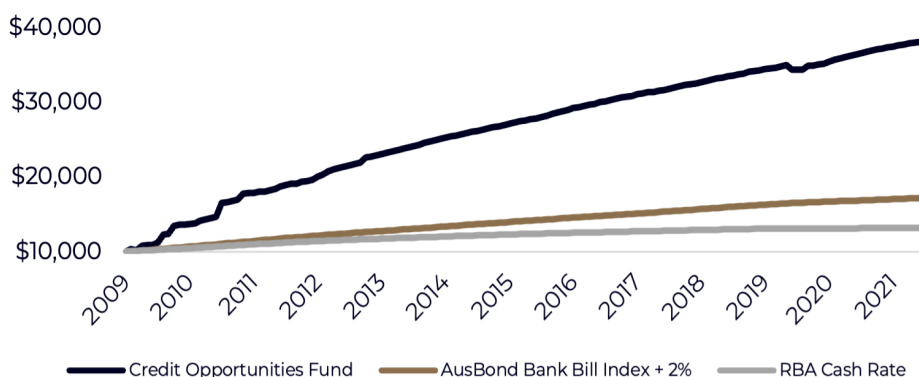
The Alexander Credit Opportunities Fund (the Fund) has an absolute return target above the benchmark in both rising and falling markets. The benchmark is the Bloomberg AusBond Bank Bill Index + 2%.

as at 30 Apr 2022	1 Month ¹	3 Months	12 Months	3 Years	Since Inception
Fund	0.28%	0.85%	4.58%	4.42% pa	11.33% pa
Benchmark	0.15%	0.48%	2.04%	2.43% pa	4.44% pa
Outperformance	+0.13%	+0.37%	+2.54%	+1.99% pa	+6.89% pa

PORTFOLIO²



PERFORMANCE OF \$10K INVESTED SINCE INCEPTION³



PLATFORM AVAILABILITY

Allan Gray Solutions | Australian Money Management | HUB24 | NetWealth | PowerWrap | Praemium

RATINGS

Zenith Investment Partners | Foresight Analytics

FUND DETAILS

ARSN
156 026 514

APIR
OMF0005AU

INVESTMENT MANAGER
Alexander Funds Management Pty Ltd

RESPONSIBLE ENTITY
Equity Trustees Limited

FUND INCEPTION DATE
October 2009

RECOMMENDED INVESTMENT TIMEFRAME
3 - 5 years

DISTRIBUTION FREQUENCY
Quarterly⁴ (distributions may be reinvested)

MINIMUM APPLICATIONS
\$25,000

MANAGEMENT FEES
1.33% per annum⁵

PERFORMANCE FEE
20.5% of above benchmark return⁶

BUY/SELL SPREADS
+0.25% on entry and -0.25% on exit⁷

APPLICATIONS/WITHDRAWALS
Weekly

FUND STATISTICS

The Fund aims to invest in a diversified portfolio of primarily investment-grade Australian fixed-income assets.

FUND SIZE
\$262.85 million

REDEMPTION UNIT PRICE AS AT 30/04/22
1.358818⁸

CREDIT DURATION
1.48 years

YIELD TO MATURITY (BEFORE FEES)
6.33%

INTEREST RATE DURATION (YEARS)
0.07

AVERAGE CREDIT RATING
BBB

AUD EXPOSURE
100%

INVESTMENT GRADE ALLOCATION
71%⁹

CONTACT

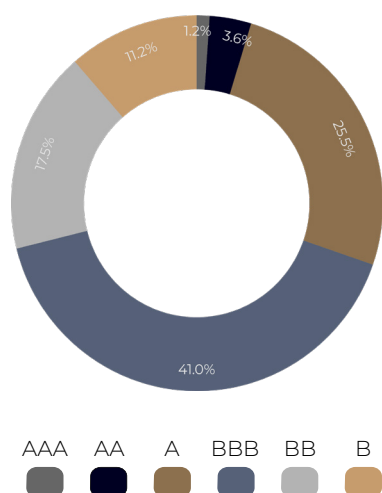
info@alexanderfunds.com.au
+61 3 9039 5050

CREDIT OPPORTUNITIES FUND

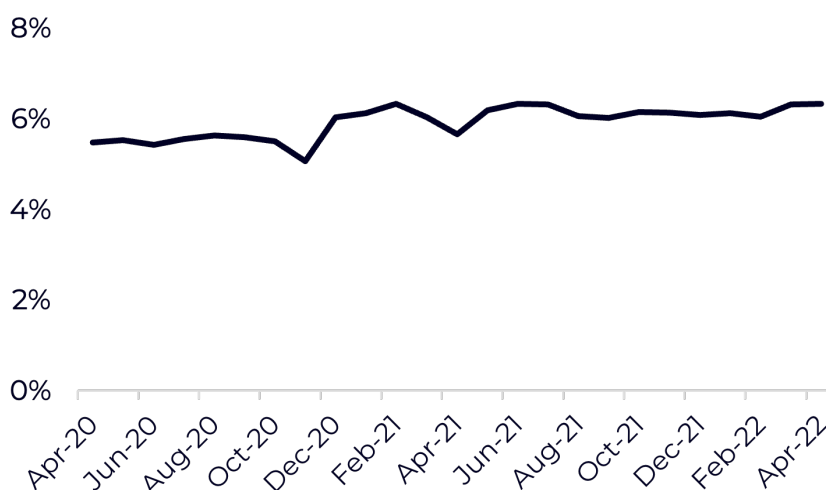
APRIL • 2022



RATINGS BREAKDOWN⁹



HISTORICAL RUNNING YIELD (BEFORE FEES)



NOTES

1. Monthly return is an actual return net of all fees, costs and taxes generated by dividing the redemption unit price by the previous month's redemption unit price. Past performance is not a reliable indicator of future performance.
2. Portfolio Composition is net of hedges
3. Assumes reinvestment of all distributions
4. Distributions are not guaranteed
5. Management fees are calculated as a percentage of the Fund's weighted average Net Asset Value (NAV). Please consult the Product Disclosure Statement (PDS) for a full explanation of fees and costs
6. Performance Fee is subject to a High Watermark. Please consult the PDS for a full explanation of fees and costs
7. Buy/Sell spreads may change depending on the liquidity of the assets within the fund at the time of entry or exit
8. The redemption price is calculated by decreasing the NAV price by the sell spread (currently 0.25%). The NAV price is the NAV divided by the Units on issue.
9. Approximately 64.5% of the assets in the Fund are issued an internal rating by the Internal Ratings Committee

DISCLAIMER AND CONFIDENTIALITY

Alexander Funds Management Pty Ltd (ABN 77 136 871 924) (AFSL 476697) ("Alexander Funds") is the Investment Manager of the Alexander Credit Opportunities Fund (ARSN 156 026 514) ("ACOF" or "Fund"). Equity Trustees Limited ("Equity Trustees") (ABN 46 004 031 298) AFSL 240975 is the Responsible Entity for the Fund. Equity Trustees is a subsidiary of EQT Holdings Limited ABN 22 607 797 615, a publicly listed company on the Australian Securities Exchange (ASX: EQT). This publication is general information only. It is not intended to take the place of independent professional advice and you should consider the appropriateness of this general information in light of your own financial situation, objectives and needs before making a decision on how to proceed. Neither Alexander Funds, Equity Trustees nor any of its related parties, their employees or directors, provide and warranty of accuracy or reliability in relation to such information or accepts any liability to any person who relies on it. Past performance should not be taken as a reliable indicator of future performance. You should obtain a copy of the product disclosure statement and Target Market Determination before making a decision about whether to invest in this product which may be obtained from www.eqt.com.au/insto

Alexander Credit Opportunities Fund's Target Market Determination available at <https://www.alexanderfunds.com.au/acof-documents-forms>

A Target Market Determination is a document which is required to be made available from 5 October 2021. We recommend that you read this document as it describes who this financial product is likely to be appropriate for (i.e. the target market), and any conditions around how the product can be distributed to investors. It also describes the events or circumstances where the Target Market Determination for this financial product may need to be reviewed.

Any reproduction of these materials, in whole or in part, without the prior consent of Alexander Funds is prohibited. All information contained herein is confidential and proprietary to Alexander Funds. Nothing in this document should be construed as Alexander Funds providing an opinion, statement or research dealing with the creditworthiness of a body or the ability of an issuer of a financial product to meet its obligation under the product; nor should it be treated as "credit service" under the National Consumer Credit Protection Act 2009 (Cth).

This document is not, and is not intended to be, an offer or invitation for subscription or sale, or a recommendation, with respect to any securities, including to any jurisdiction outside Australia where it would be unlawful to make such an offer, invitation or recommendation, nor is it to form the basis of any contract or commitment.

Alexander Funds Management Pty Ltd | www.alexanderfunds.com.au | ABN 77 136 871 924 | AFSL 476697 | 1300 138 401